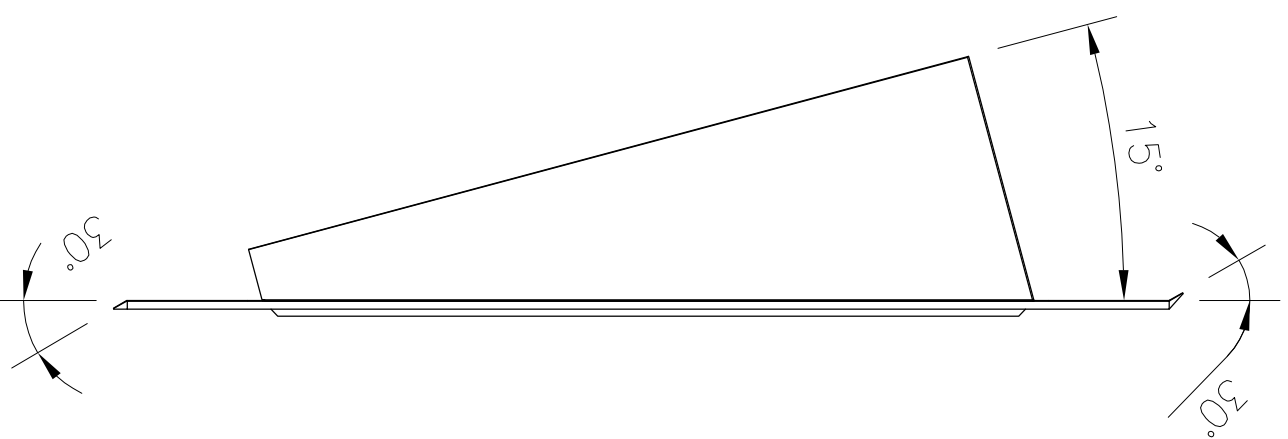
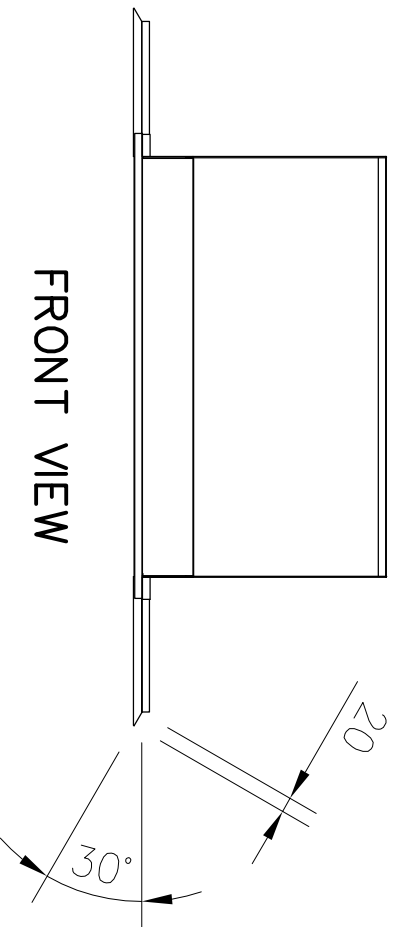


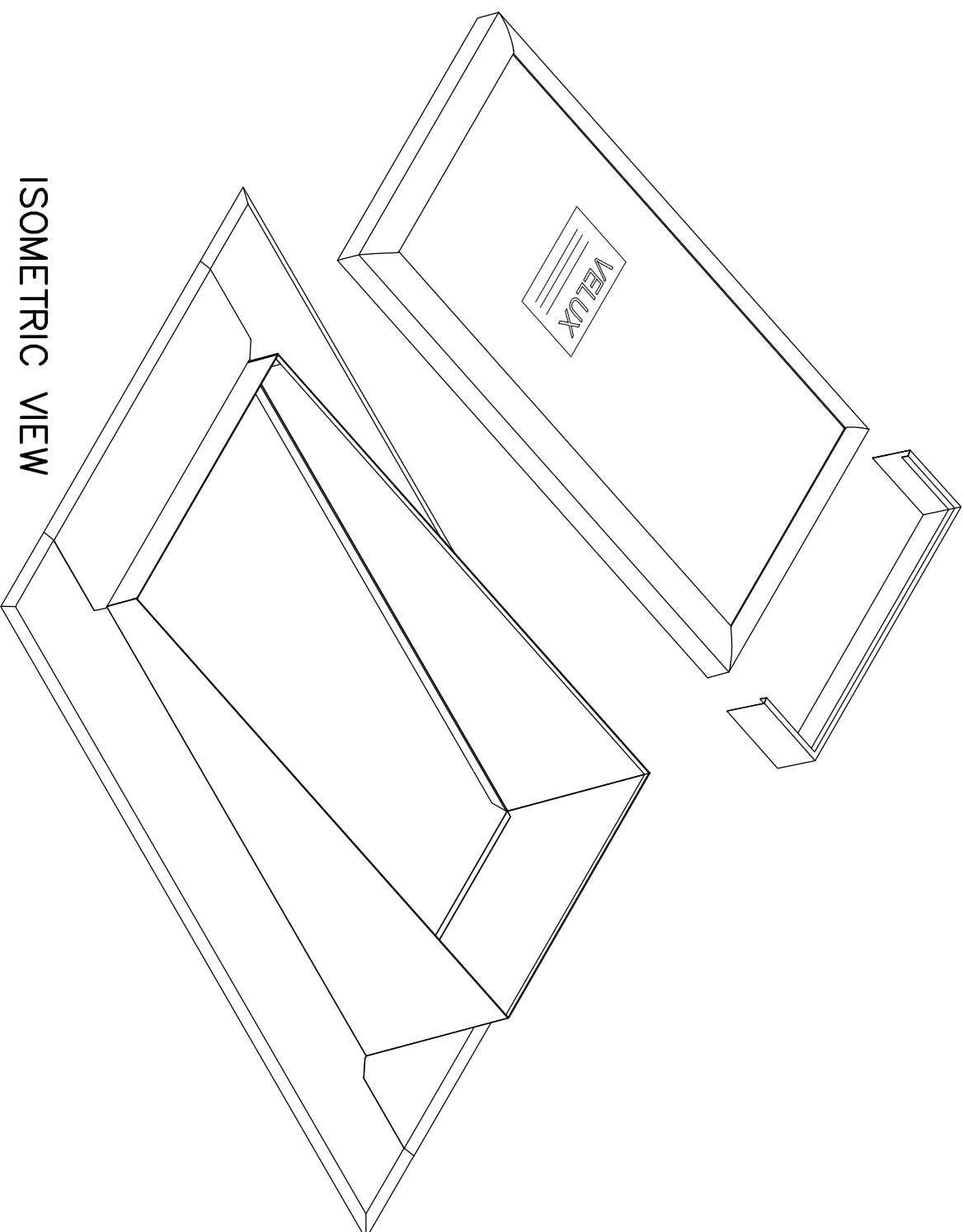
TOP VIEW



SIDE VIEW



FRONT VIEW



ISOMETRIC VIEW

PITCH ADAPTOR 15° CORRUGATED roof type				
SKYSPAN PRODUCT CODE	VELUX PRODUCT CODE	A (mm)	B (mm)	SKYLIGHT SIZE (mm)
V15-5570PACT	C01	915	1100	550x700
V15-5578PACT	C02	915	1180	550x780
V15-5598PACT	C04	915	1380	550x980
V15-5598PACT	C06	915	1580	550x1180
V15-55140PACT	C08	915	1800	550x1400
V15-78118PACT	M04	1145	1380	780x980
V15-78118PACT	M06	1145	1580	780x1180
V15-78140PACT	M08	1145	1800	780x1400
V15-11470PACT	S01	1505	1100	1140x700
V15-114118PACT	S06	1505	1580	1140x1180

DO NOT SCALE DRAWINGS, USE FIGURED DIMENSIONS

Rev. Issue / Amendment  
P1 ONLINE OVERVIEW

By App. Date  
GF 12/07/16

Client

SKYSPAN

Project  
ONLINE PRODUCT OVERVIEW



Copyright: THE DESIGN AND DETAILS SHOWN ON THIS DRAWING ARE SPECIFIC TO THIS PRODUCT ONLY, AND MAY NOT BE REPRODUCED IN WHOLE OR IN PART OR BE USED FOR ANY OTHER PROJECT OR PURPOSE WITHOUT THE WRITTEN CONSENT OF EVENT ENGINEERING PTY LTD.

Title  
PITCH ADAPTOR 15°  
CORRUGATED ROOF PROFILE

Scale at A3  
Job No. 004  
Date 12/07/16  
Drawing No. V15-PACT)  
Designed GF  
Drawn GF  
Amdt. P1